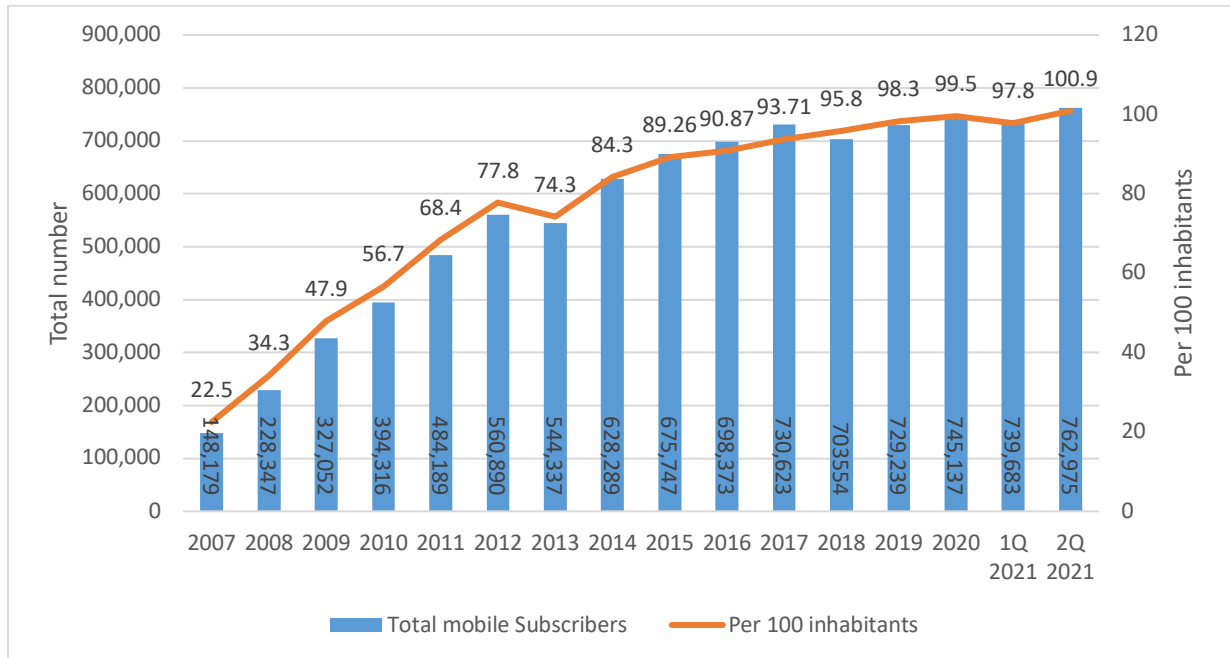


## 2<sup>nd</sup> Quarterly(April-June) 2021 ICT/Telecom, Media, Postal, Aviation and Surface Transport Statistical Bulletin

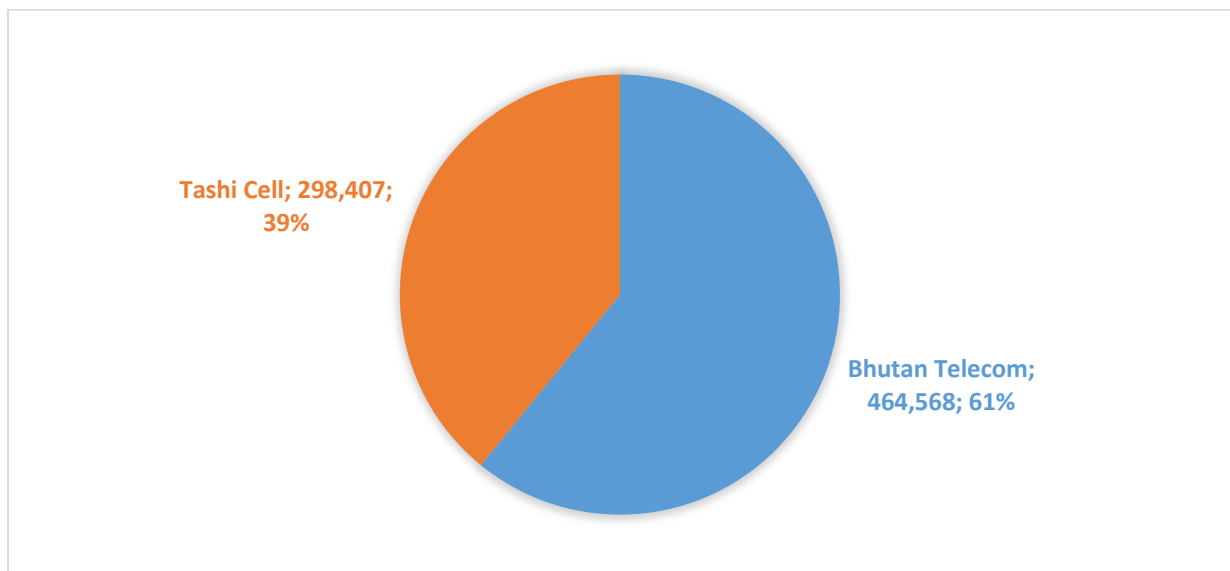
### 1. ICT/Telecommunications indicators:

#### i. Mobile cellular subscription trend: 2007- 2021 (as of June end)



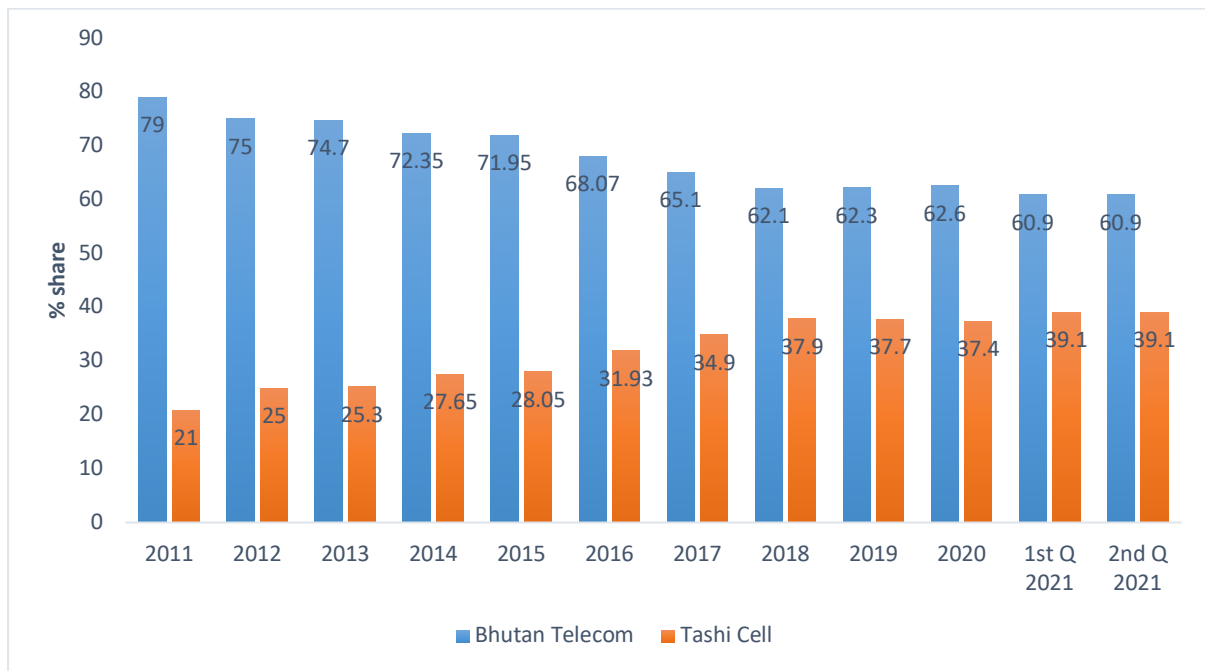
Source: Bhutan Telecom, Tashi Cell, BICMA, MoIC

#### ii. Mobile cellular subscriptions by Operator, 2021 (as of June end)



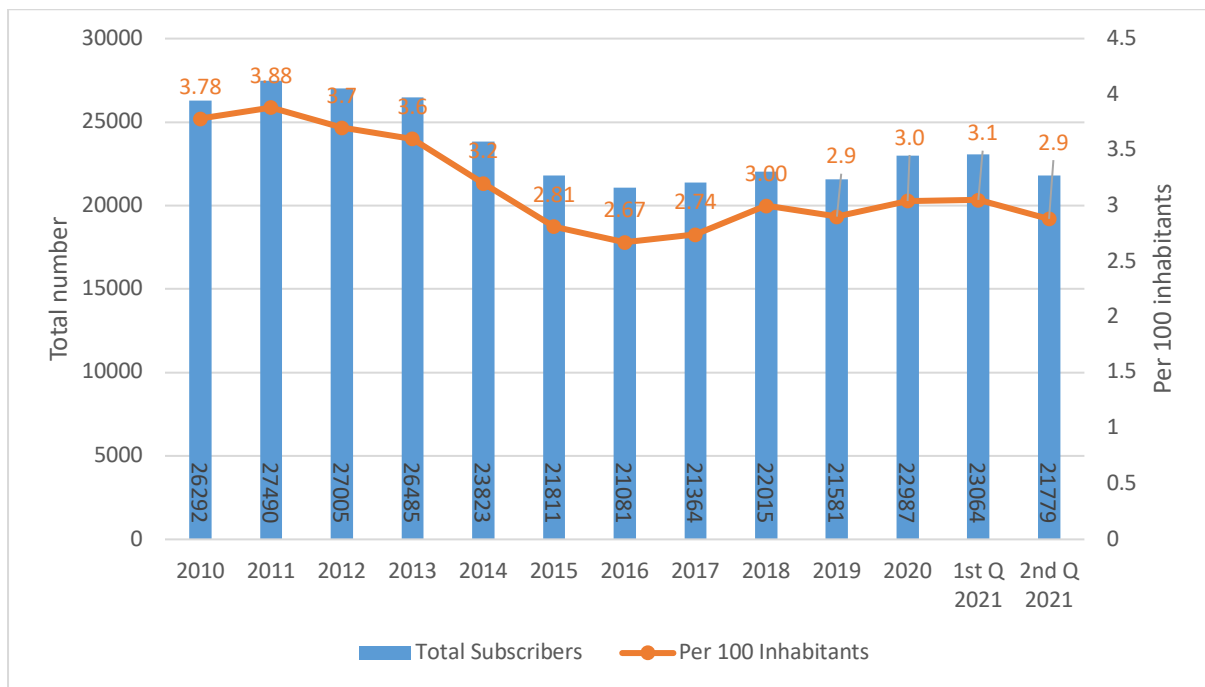
Source: BICMA, Bhutan Telecom and Tashi Cell

iii. Mobile cellular market share trend, by operator, 2011- 2021 (as of June end)



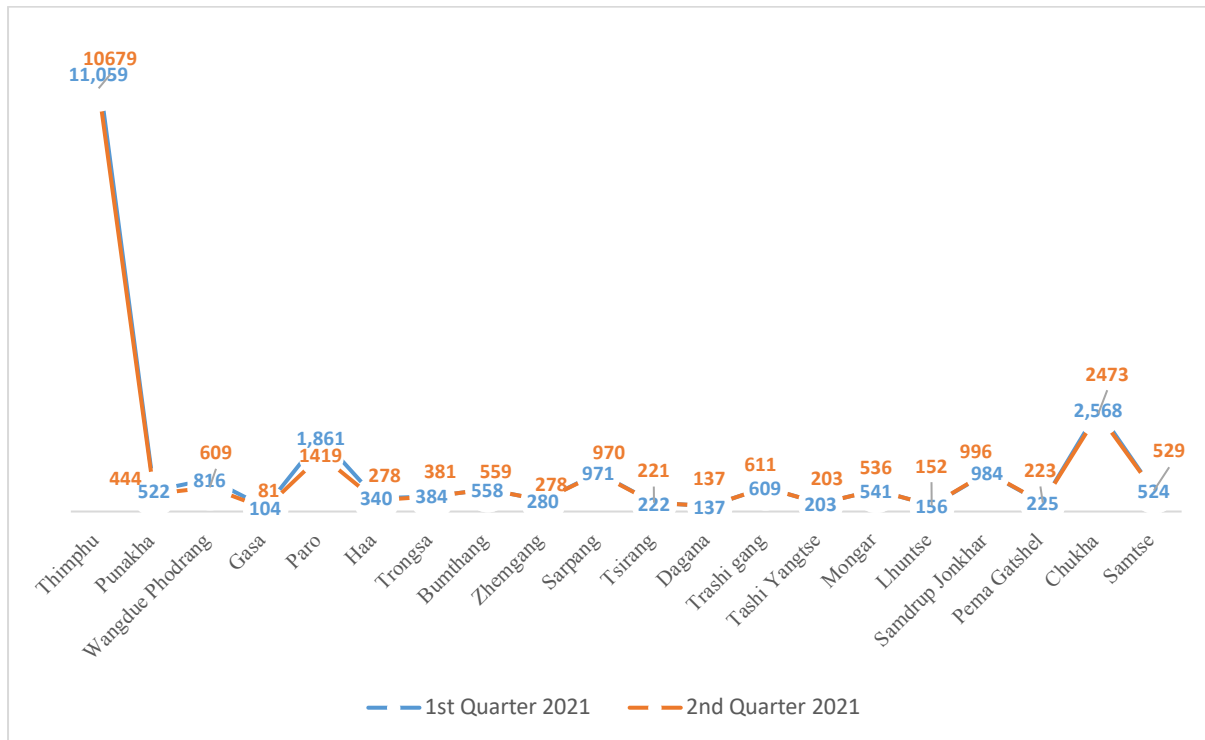
Source: Bhutan Telecom and Tashi Cell

iv. Total fixed-telephone line subscriptions trend, 2010-2021 (as of June end)



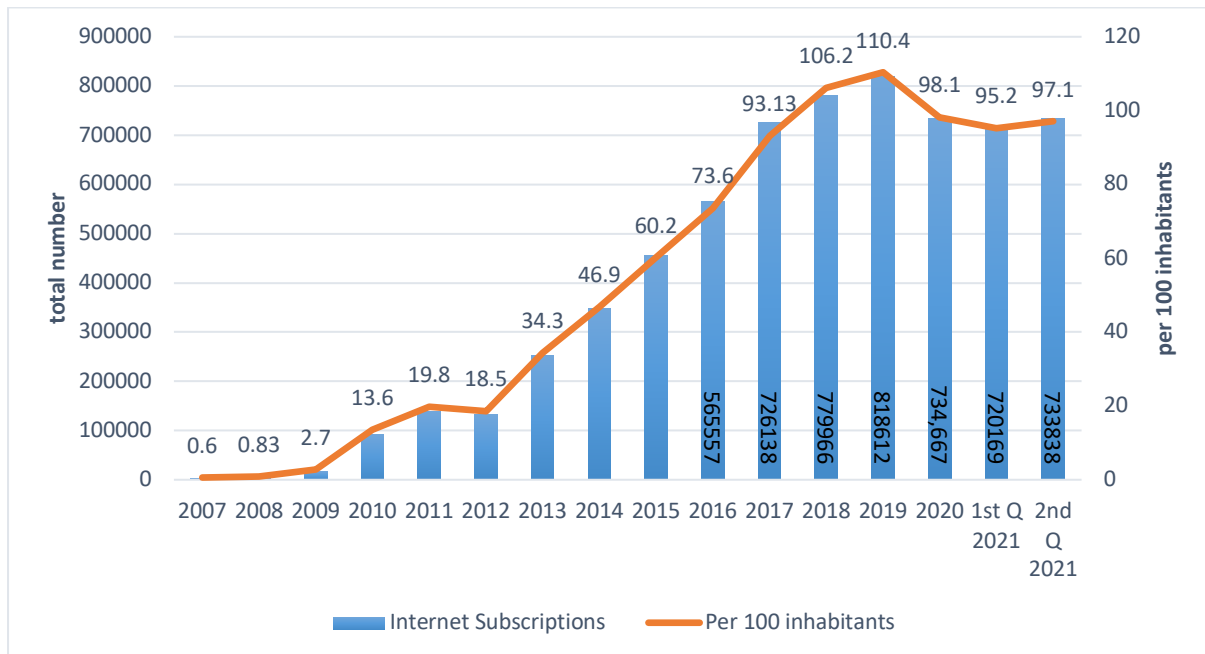
Source: Bhutan Telecom

v. Total Fixed-Telephone line subscriptions by Dzongkhag, 1<sup>st</sup> and 2<sup>nd</sup> Quarter 2021



Source: Bhutan Telecom

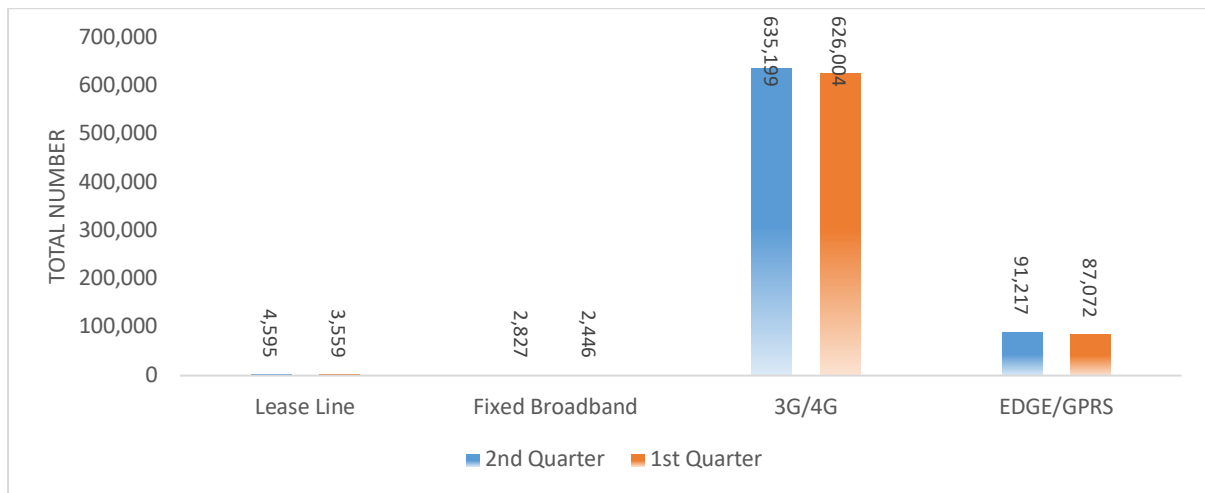
vi. Total internet subscriptions trend<sup>1</sup>, 2007- 2021(as of June end)



Source: All ISPs

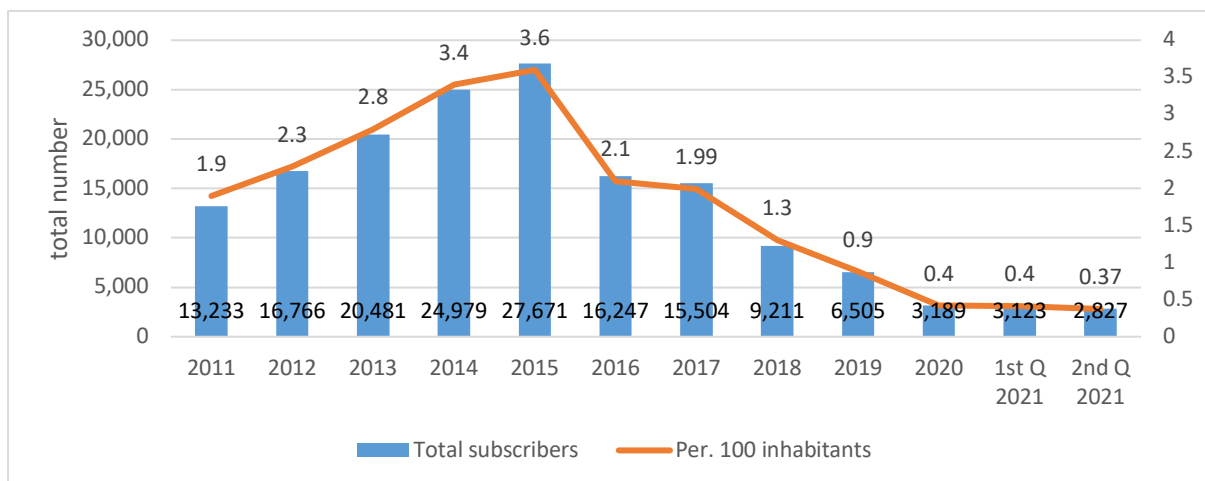
<sup>1</sup> Refers to Household, Individuals, Offices connected with all types of internet connections. It does not take into account the real number of internet subscribers.

vii. Total internet subscription by connection type, 1<sup>st</sup> and 2<sup>nd</sup> Quarter 2021



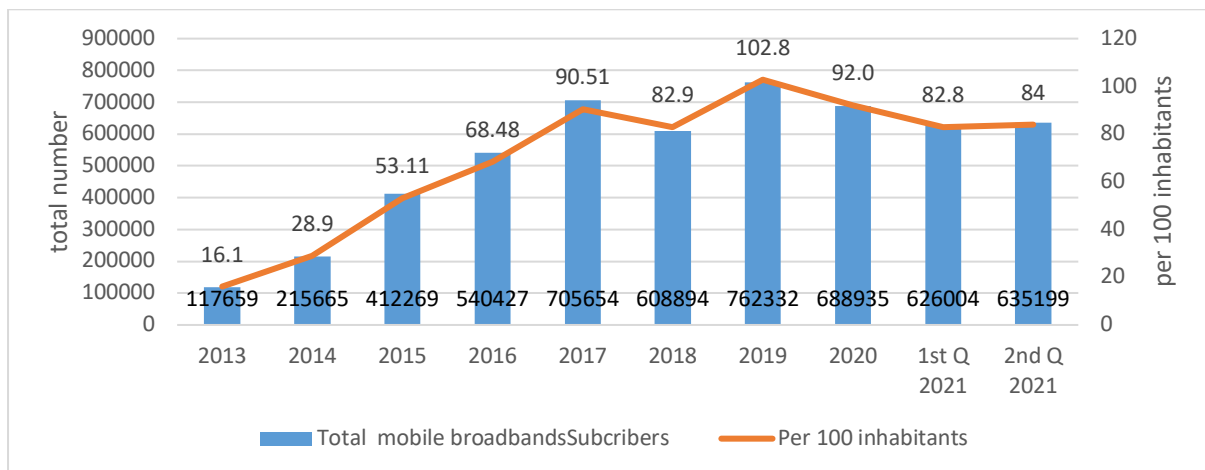
Source: All ISPs

viii. Total fixed-broadband subscriptions trend, 2011- 2021 (as of June end)



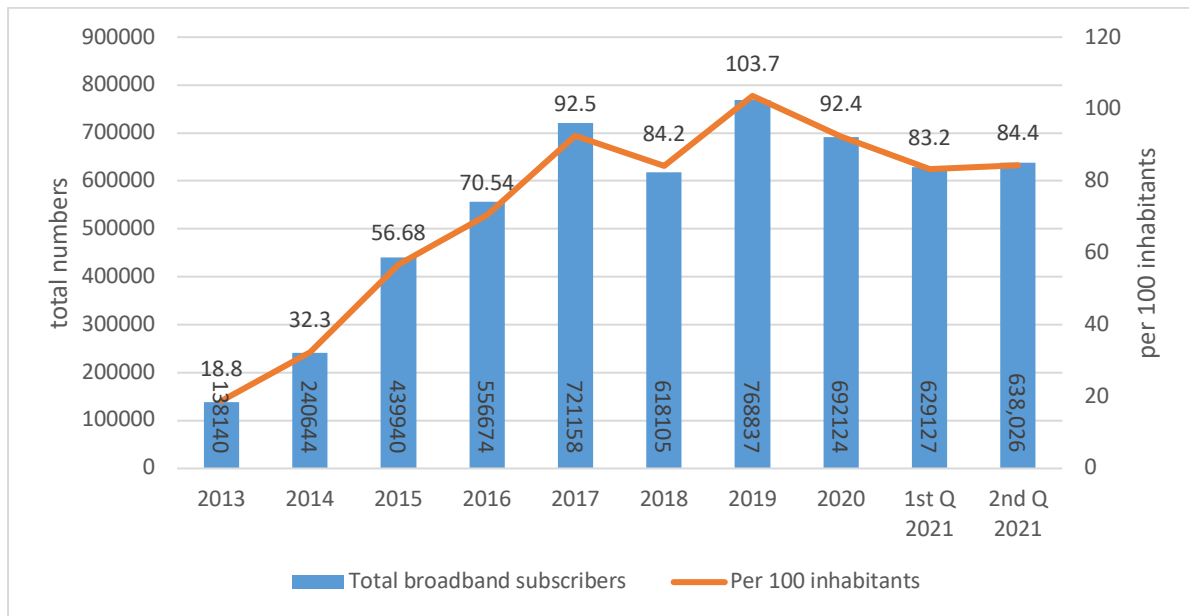
Source: All ISPs

ix. Mobile broadband subscriptions trend: 2013- 2021(as of June end)



Source: Tashi Cell and Bhutan Telecom

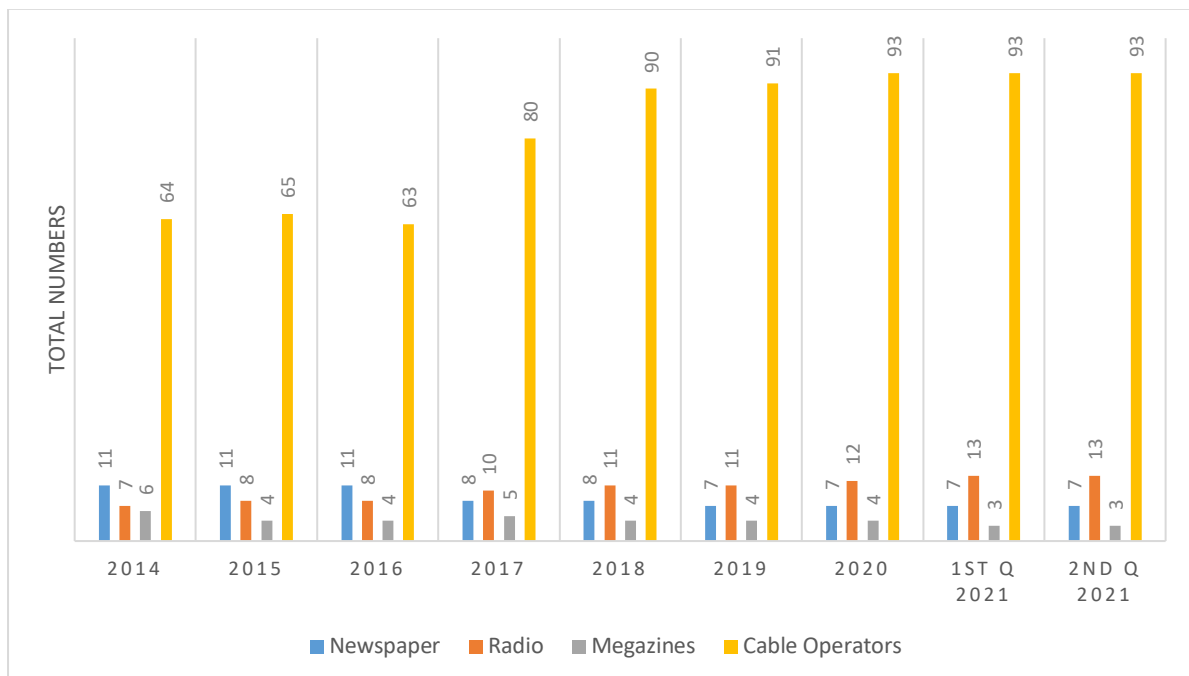
x. Total broadband (Fixed and Mobile) subscription trend: 2013- 2021(as of June end)



Source: ISPs

2. Media indicators:

i. Total number of Radio Stations, Newspaper, Magazine and Cable operator in the country: 2014- 2021 (as of June end)



Source: Bhutan InfoComm and Media Authority.

Note: The list excludes Druk Com digital TV services in Phuentsholing from cable operators list

### 3. Surface Transport indicators:

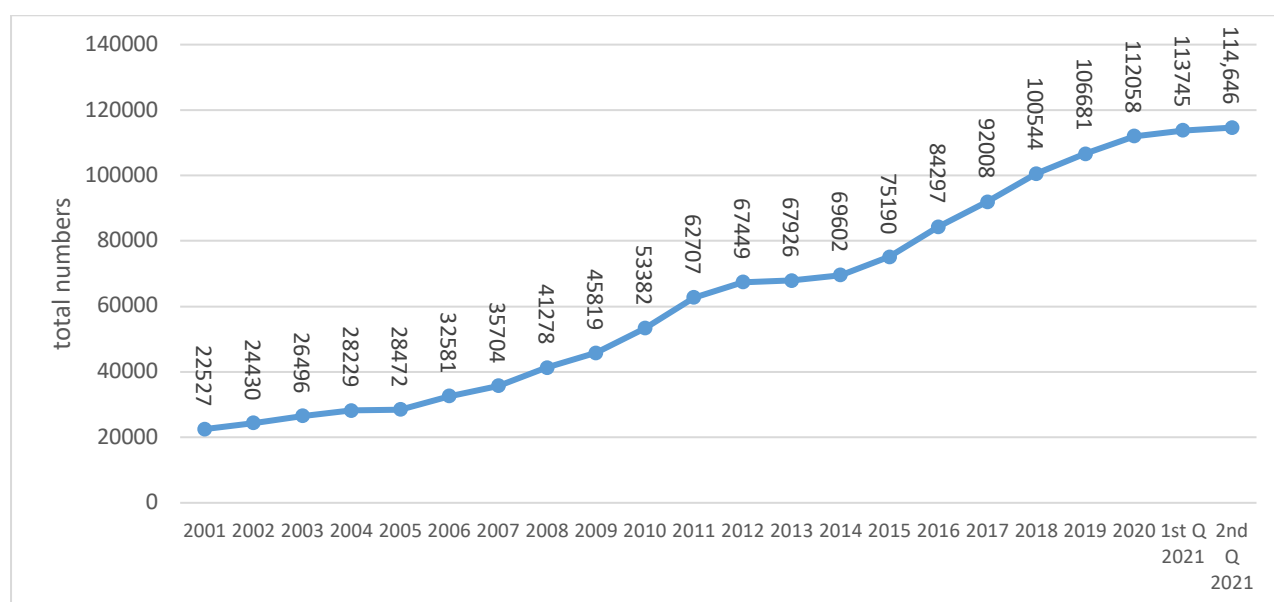
#### i. Motor vehicle registration trend by type: 2001- 2021 (as of June end)

Year	Category												Total
	HV	HB	MV	MB	LV	TW	PT	Trac	EME	Other	EV	Taxi	
2001	2863	n.a	697	n.a	9915	8165	n.a	n.a	408	278	n.a	201	22527
2002	2747	n.a	770	n.a	10199	8371	n.a	n.a	464	456	n.a	1423	24430
2003	4841	n.a	308	n.a	11575	7507	n.a	n.a	321	384	n.a	1560	26496
2004	4345	n.a	n.a	n.a	12425	7707	n.a	n.a	1682	388	n.a	1682	28229
2005	4352	n.a	n.a	n.a	14365	6703	n.a	n.a	511	491	n.a	2050	28472
2006	4176	n.a	343	n.a	17355	7903	79	109	555	23	n.a	2038	32581
2007	4547	n.a	467	n.a	19798	7458	109	474	633	n.a	n.a	2218	35704
2008	4624	n.a	659	n.a	24244	7734	151	611	744	n.a	n.a	2511	41278
2009	5198	n.a	786	n.a	27145	8027	692	183	929	n.a	n.a	2859	45819
2010	6568	n.a	1007	n.a	31162	8820	756	210	1260	n.a	n.a	3599	53382
2011	7996	n.a	1261	n.a	36150	9434	1030	278	1702	n.a	n.a	4856	62707
2012	8443	n.a	1330	n.a	39254	9739	1128	283	1918	n.a	n.a	5354	67449
2013	8544	n.a	1347	n.a	39596	9750	1209	318	1971	n.a	n.a	5191	67926
2014	8474	n.a	1392	n.a	41924	9988	1381	329	2005	n.a	n.a	4109	69602
2015	8566	n.a	1482	n.a	47734	8978	1715	384	2208	184	n.a	3939	75190
2016	9480	n.a	1605	n.a	54280	9641	1944	421	2595	103	n.a	4228	84297

2017	9766	428	1415	313	59653	10165	2213	462	3044	n.a	94	4455	92008
2018	11152	479	1494	334	64925	10874	2758	487	3271	n.a	98	4672	100544
2019	11678	539	1561	362	69075	11344	2948	495	3386	n.a	112	5181	106681
2020	11800	555	1610	372	72818	11666	3280	507	3535	n.a.	133	5782	112058
1 <sup>st</sup> Q 2021	11896	562	1629	377	73898	11790	3409	528	3640	n.a.	142	5874	113745
2 <sup>nd</sup> Q 2021	11878	557	1639	378	74492	11789	3613	528	3734	n.a.	152	5886	114,646

Source: Road Safety and Transport Authority, MoIC. Note\* count of EV Taxi is not included in the overall EV vehicle number

ii. Growth trend in total number of registered vehicles: 2001- 2021 (as of June end)



Source: RSTA, MoIC

iii. Vehicle statistics 2021 (as of June end): by Type and Ownership<sup>2</sup>

Region	O/ship	HV	HB	MV	MB	LV	TW	PT	TR	EME	TAXI	EV	Total
Thimphu	Govt	506	78	47	20	1774	483	512	76	161	0	29	3686
Pling		478	134	148	24	790	669	15	22	98	0	13	2391
Gelephu		63	14	19	4	231	122	68	11	103	0	0	635
S/Jongkhar		45	12	30	4	211	230	64	32	39	0	0	667

<sup>2</sup> EV: Electric Vehicle; EME: Earth Moving Equipment; TR: Tractor; PT: Power Tiller, TW: Two wheeler; LV: Light Vehicle; MB: Medium Bus, MV: Medium Vehicle; HV: Heavy Vehicle, MB: Medium Bus, HB: Heavy Bus

Monggar		3	10	11	2	90	10	50	2	1	0	0	179
<b>Sub total</b>		<b>1095</b>	<b>248</b>	<b>255</b>	<b>54</b>	<b>3096</b>	<b>1514</b>	<b>709</b>	<b>143</b>	<b>402</b>	<b>0</b>	<b>42</b>	<b>7558</b>
Thimphu	<b>Pvt</b>	2789	124	283	212	42559	3836	2439	113	1185	3887	87	57514
P/ling		6911	145	843	100	20632	3749	72	165	1648	1108	16	35389
Gelephu		521	26	176	9	4091	1170	131	70	201	598	4	6997
S/Jongkhar		463	10	48	0	2530	1200	243	28	199	106	0	4827
Monggar		99	4	34	3	1552	314	19	9	99	187	1	2321
<b>Sub total</b>			<b>10783</b>	<b>309</b>	<b>1384</b>	<b>324</b>	<b>71364</b>	<b>10269</b>	<b>2904</b>	<b>385</b>	<b>3332</b>	<b>5886</b>	<b>108</b>
Thimphu	<b>Diplomats</b>	0	0	0	0	32	6	0	0	0	2	0	40
P/ling		0	0	0	0	0	0	0	0	0	0	0	0
Gelephu		0	0	0	0	0	0	0	0	0	0	0	0
S/Jongkhar		0	0	0	0	0	0	0	0	0	0	0	0
Monggar		0	0	0	0	0	0	0	0	0	0	0	0
<b>Sub total</b>			<b>0</b>	<b>0</b>	<b>0</b>	<b>0</b>	<b>32</b>	<b>6</b>	<b>0</b>	<b>0</b>	<b>0</b>	<b>0</b>	<b>2</b>
<b>Grand Total</b>		<b>11878</b>	<b>557</b>	<b>1639</b>	<b>378</b>	<b>74492</b>	<b>11789</b>	<b>3613</b>	<b>528</b>	<b>3734</b>	<b>5886</b>	<b>152</b>	<b>114646</b>

Source: Road Safety and Transport Authority

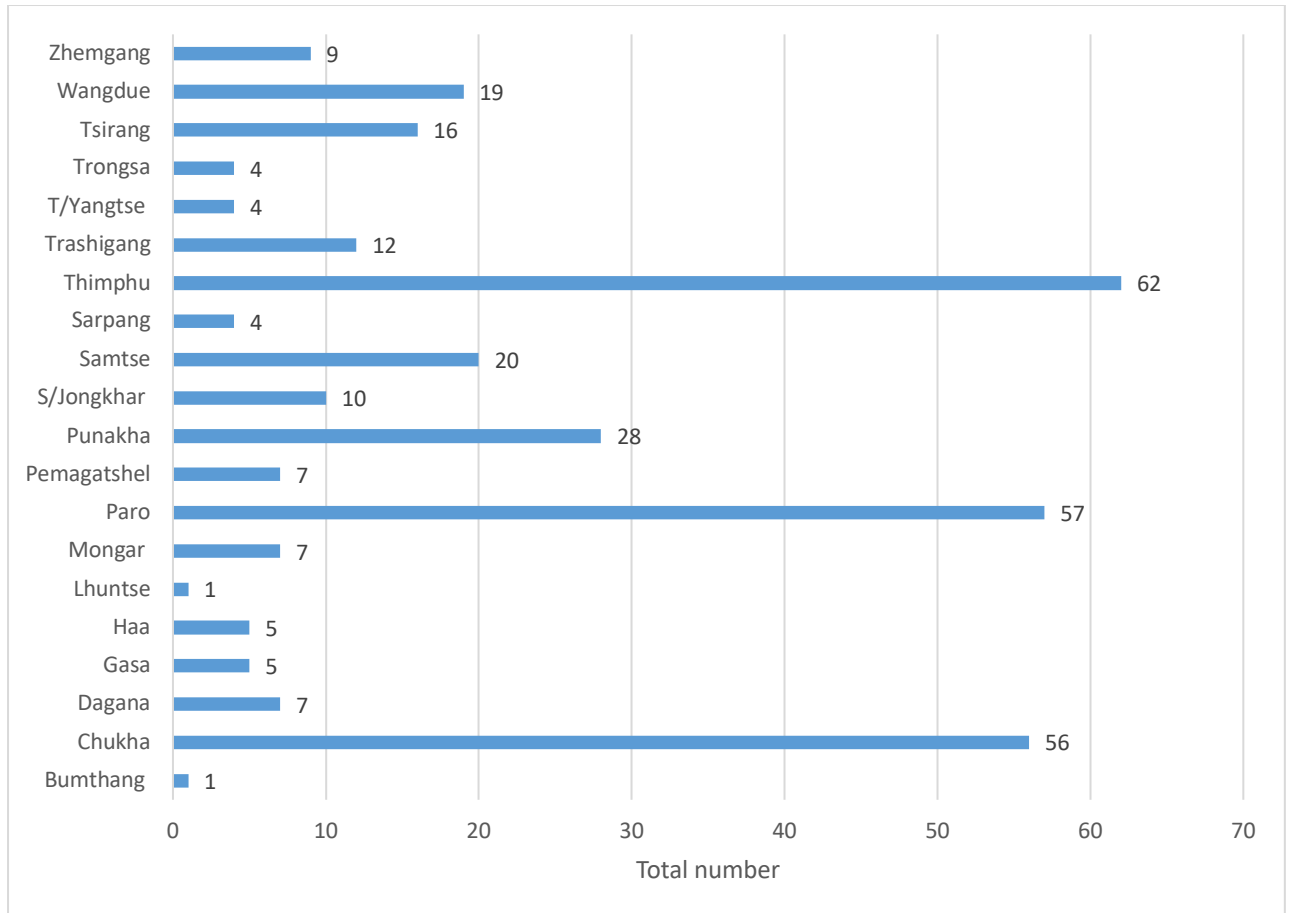
iv. Motor vehicle related Accidents trend: 2005- 2021 (as of June end)



Source: Traffic Division, Royal Bhutan Police

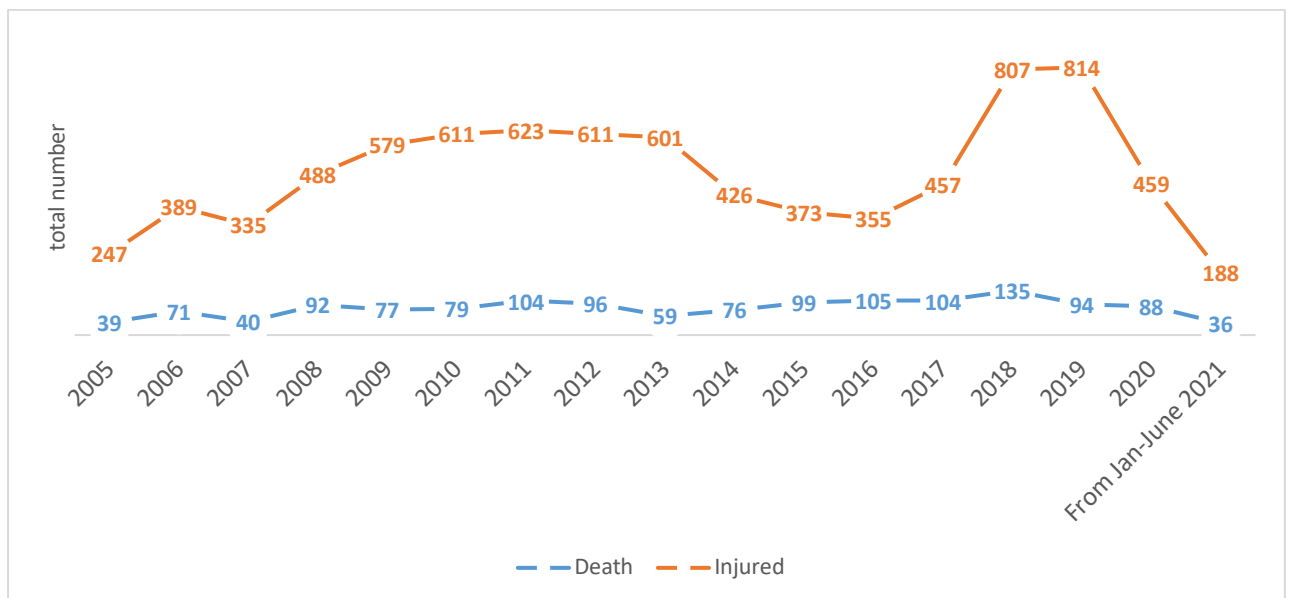


v. Motor vehicle accidents by Dzongkhag, 2021 (as of June end)



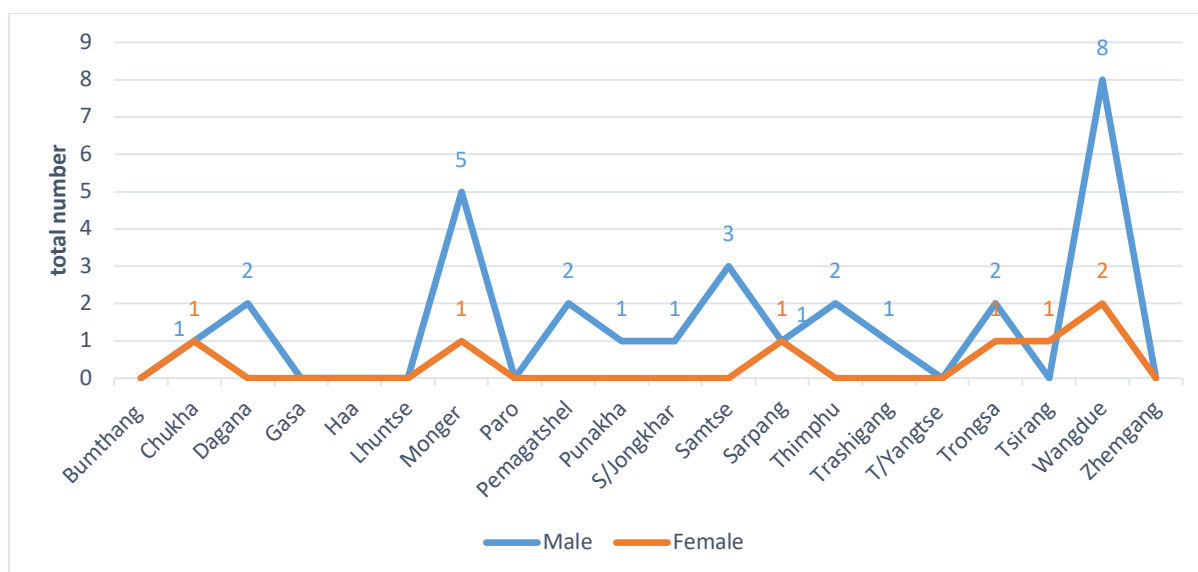
Source: Traffic Division, Royal Bhutan Police

vi. Total number of motor vehicle related fatalities and injuries, 2005-2021 (as of June end)



Source: Traffic Division, Royal Bhutan Police

vii. Total number of motor vehicle related fatalities by Gender and Dzongkhag, 2021 (Jan- June end)



Source: Traffic Division, Royal Bhutan Police

viii. Total number of motor vehicle traffic violations, by type and inspection day, 2021 (1<sup>st</sup> and 2<sup>nd</sup> Quarter)

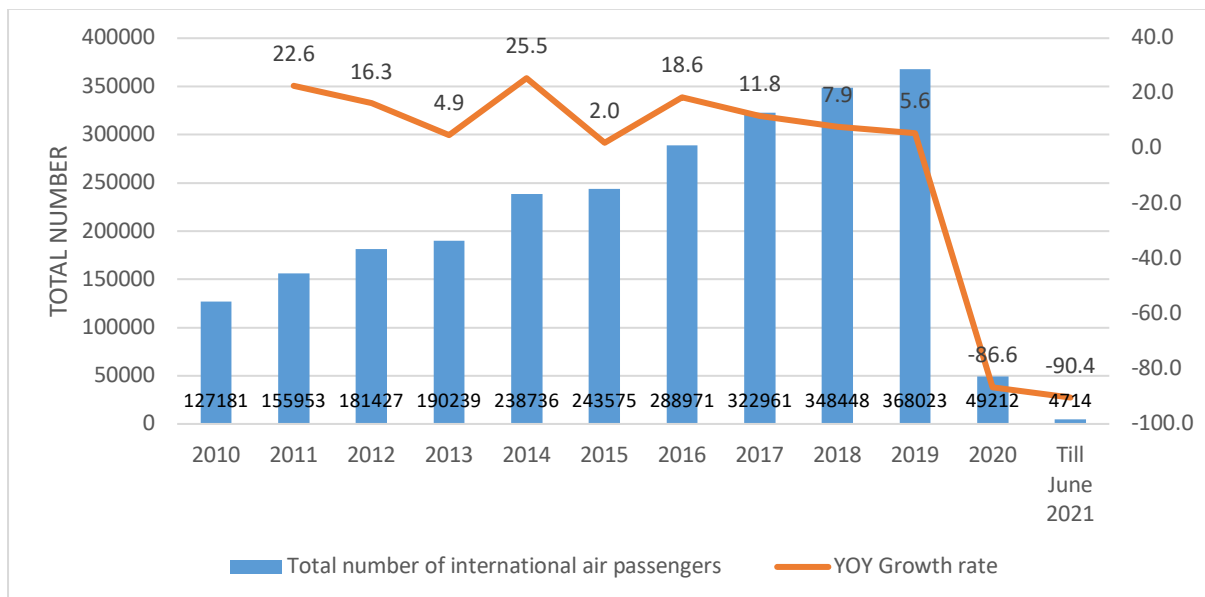
Report	Zero Tolerance day Report		Highway checking Report		Daily Traffic violation report		Total	
	1st Q 2021	2nd Q 2021	1st Q 2021	2nd Q 2021	1st Q 2021	2nd Q 2021	1st Q 2021	2nd Q 2021
Unlicensed Driving	175	103	52	65	300	292	527	460
No D/L on the spot	65	34	8	17	17	51	90	102
Driving on L/License	32	23	7	4	116	86	155	113
Driving without PDL	2	1	3	2	5	12	10	15
Drink driving	31	46	2	10	174	228	207	284
Extra passenger	25	27	29	24	64	74	118	125
Using cell Phone	62	53	2	1	223	214	287	268
Parking violations	174	129	6	33	744	671	924	833
Speeding	2	16	1	0	86	68	89	84
Over load	9	1	0	4	0	3	9	8
No entry	15	18	0	3	46	68	61	89
No RC on the spot	45	30	2	10	13	18	60	58
No emission paper	1	0	0	2	0	0	1	2
No fitness paper	5	2	0	0	3	1	8	3
Not giving right of way	6	2	0	1	26	30	32	33
Unsafe overtaking	5	2	0	0	22	23	27	25
Insecure load	10	8	3	5	35	48	48	61

Unsafe U-turn	2	3	0	1	8	38	10	42
Not keeping left	2	1	0	0	5	3	7	4
Wrong signal	3	3	0	3	22	17	25	23
Invalid RC	129	46	18	17	29	34	176	97
Invalid DL	26	4	4	4	9	14	39	22
Driver not in proper dress	9	17	0	6	40	52	49	75
Tailgating	5	3	1	0	19	11	25	14
Obstruction of Traffic	5	14	0	4	33	111	38	129
Faulty tires	21	10	0	0	7	6	28	16
Unsafe right turn	21	5	0	0	85	27	106	32
Using Vacuum horn	0	0	0	0	0	1	0	1
No. plates obscure/not as per standard	8	11	1	6	4	11	13	28
Lighting System	10	6	1	0	6	10	17	16
Reverse when unsafe	2	6	0	2	13	44	15	52
Others	110	87	8	61	504	498	622	646
TIN issued	1017	711	148	285	2658	2764	3823	3760
Fine imposed(Nu.)	111,725	732,550	201,200	301,050	287,2600	2,340,400	4,191,050	3,374,000

Source: Road Safety and Transport Authority

#### 4. Aviation indicators:

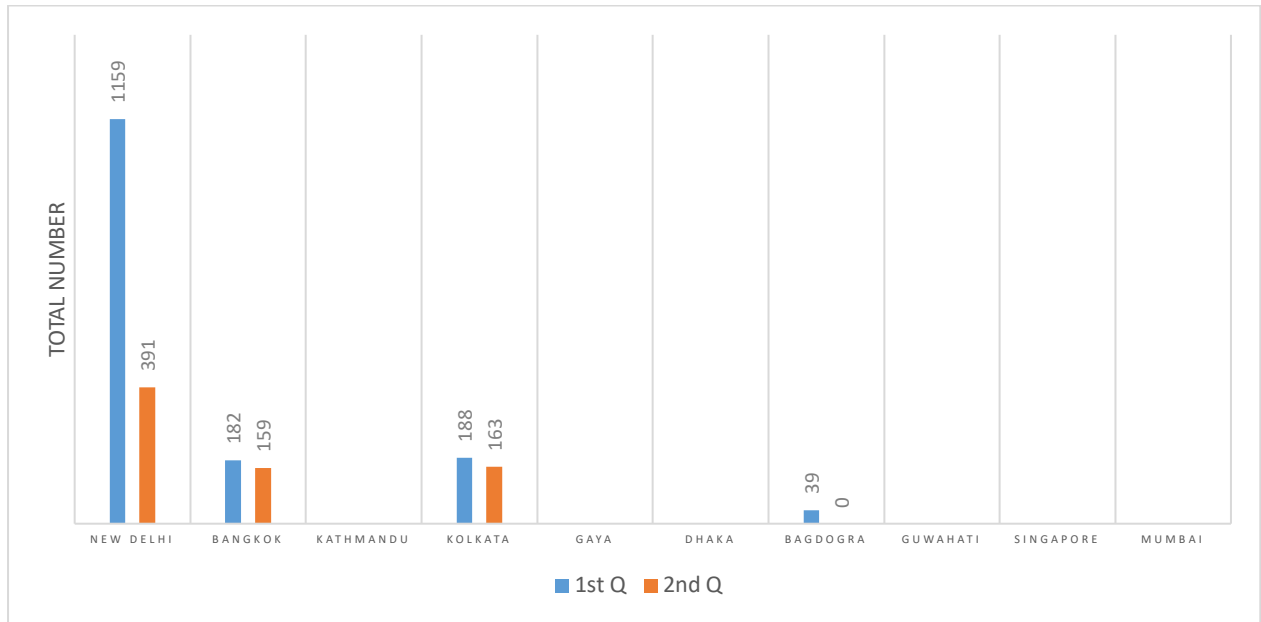
##### i. Trend of International air passengers<sup>3</sup>, 2010- 2021(as of June end )



Source: Department of Air Transport/MoIC, BAS, Druk Air, Tashi Air and Bhutan Air Servis

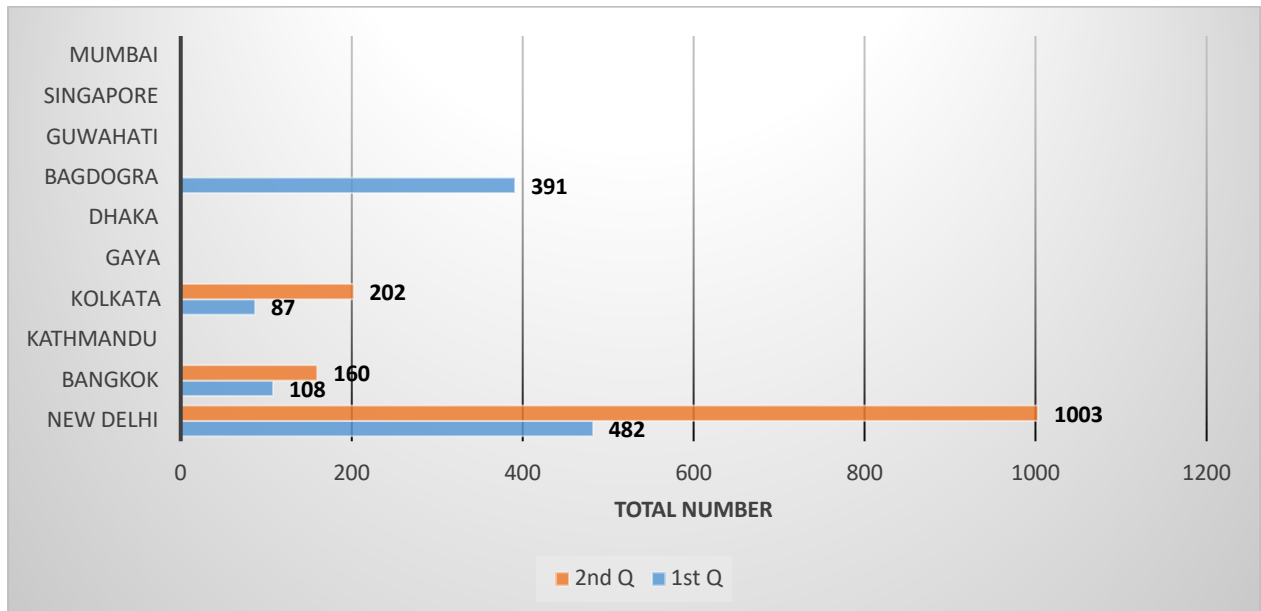
<sup>3</sup> Figure excluding connecting flight passengers of both the airlines and those carried out as part of relief flight

ii. Total number of international air passengers departing from Paro International airport to various destinations: 1<sup>st</sup> and 2<sup>nd</sup> Quarter 2021<sup>4</sup>



Source: DoAT/MoIC, BAS, Drukair and Tashi Air

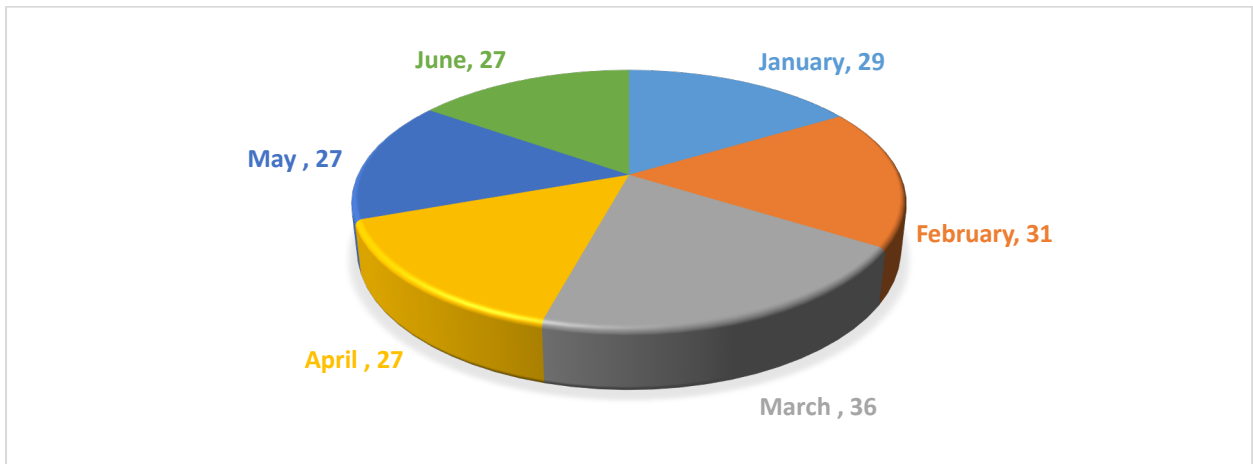
iii. Total number of international air passengers arriving at Paro International airport from various destinations: 1<sup>st</sup> and 2<sup>nd</sup> Quarter 2021



Source: DoAT, Airlines and BAS

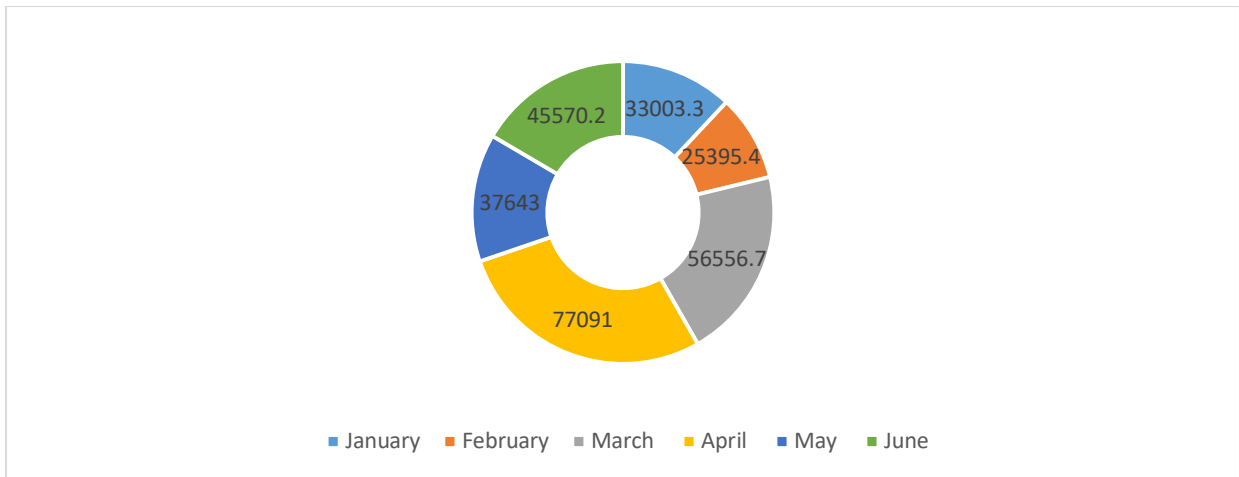
<sup>4</sup> All the figures do not include relief flight passengers

iv. Total number of international flights from January-June 2021



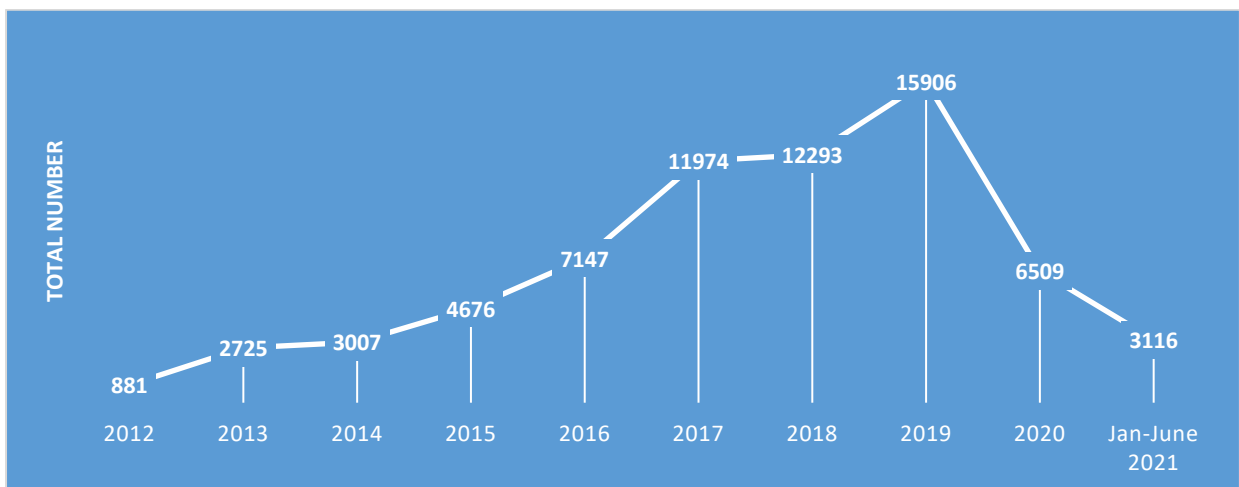
Source: Airlines

v. Total number of cargos (kg) handled by the airlines from January - June 2021



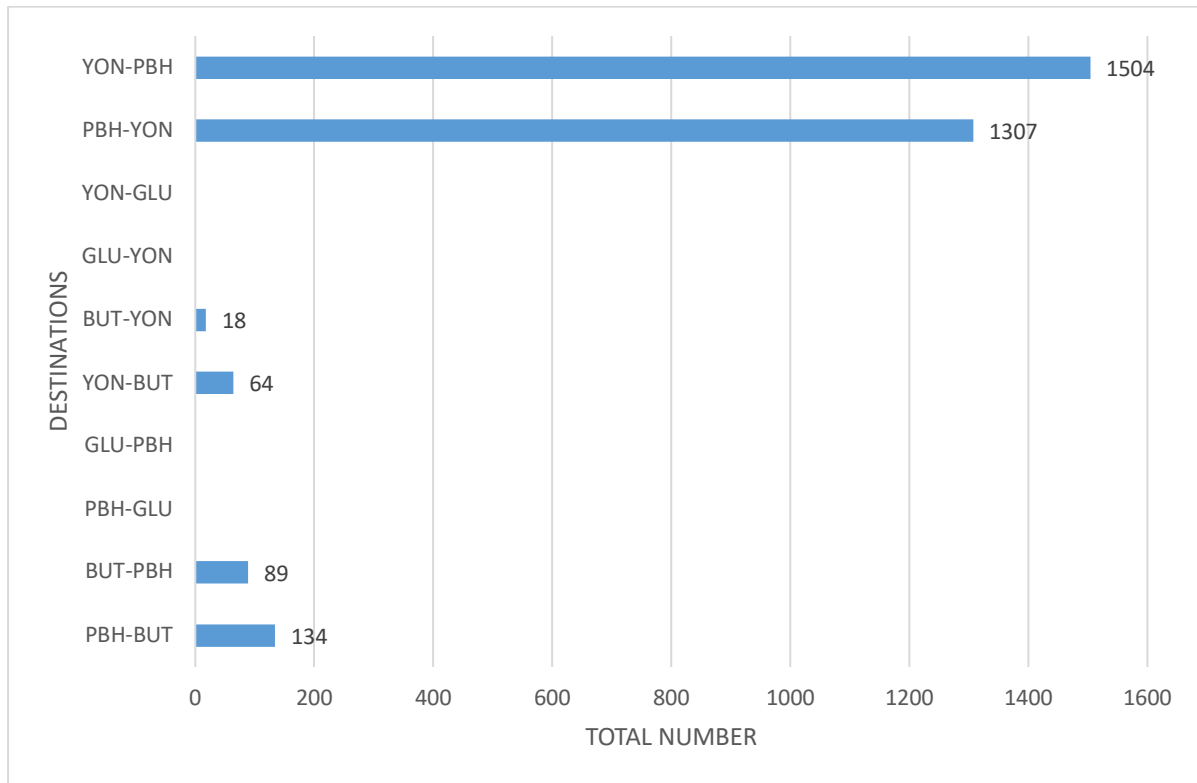
Source: Airlines

vi. Domestic air passengers trend: 2012-2021 (as of June end)



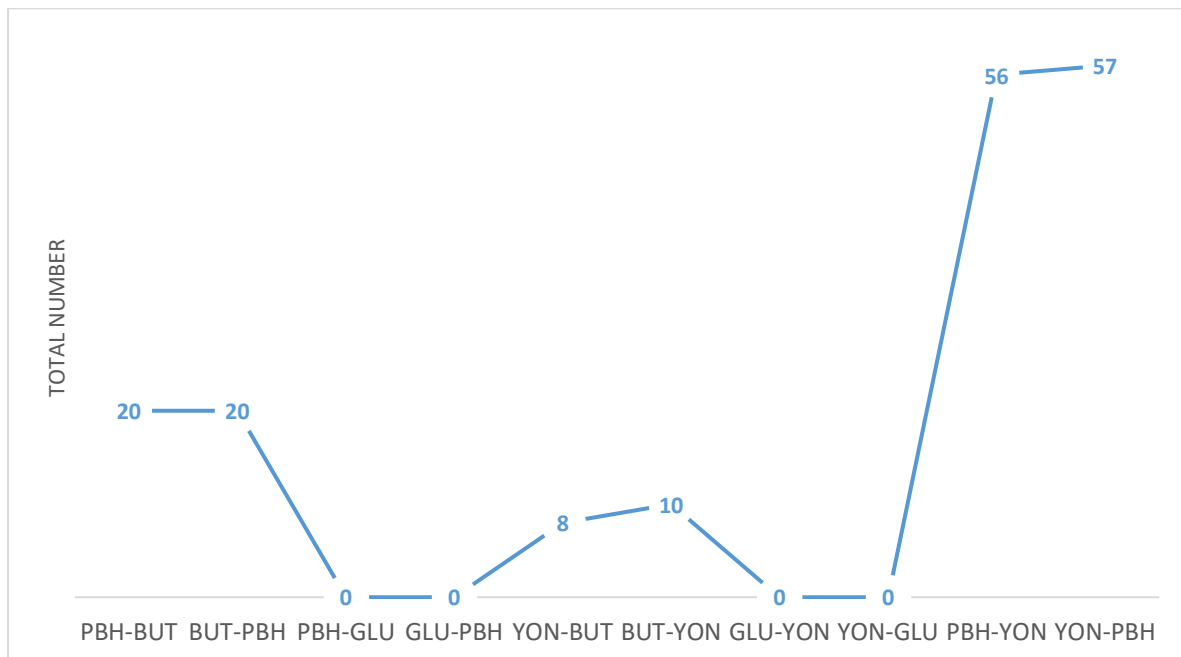
Source: Drukair

vii. Total number of Domestic air passengers by destinations , 2021(as of June end)



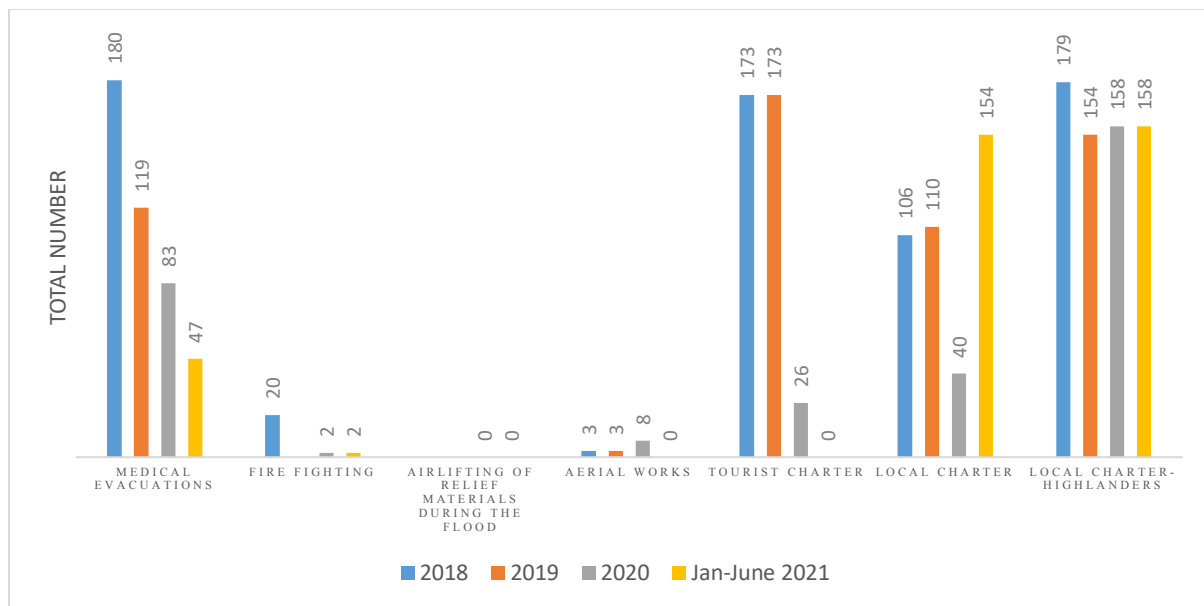
Source: Drukair

viii. Total number of domestic flights, 2021 (as of June end)



Source: Druk Air

ix. Total number of Helicopter flights by services type, 2018- 2021 (as of June end)



Source: Royal Helicopter Service Ltd

**5. Postal Services (Bhutan Post only) indicators:**

i. Domestic postal services handled by Bhutan Post by service types and Dzongkhag, 2<sup>nd</sup> Quarter 2021

Dzongkhags	Express mail	Parcel	Registered mail	Ordinary mail	Urgent mail	Newspaper	Facsimile
Bumthang	51	0	76	171	0	0	0
Chukha	77	0	658	334	0	0	0
Dagana	108	0	227	63	0	3	1
Gasa	8	0	28	12	0	0	0
Haa	41	0	182	21	0	0	0
Lhuntse	47	0	115	117	0	0	0
Mongar	189	0	443	191	0	0	0
Paro	479	0	2278	0	0	0	0
Punakha	60	0	269	47	0	0	0
Pemagatshel	91	0	32	44	0	0	0
Samtse	485	0	408	94	0	0	0
Sarpang	819	0	2245	953	0	2	0
Samdrup Jongkhar	820	0	1003	258	0	0	0
Thimphu	2156	0	2732	1627	20078	900	0
Trongsa	108	0	180	150	0	92	0

Trashigang	450	1	545	302	0	0	0
Tashi Yangtse	150	0	142	28	0	13	0
Tsirang	77	0	338	195	0	0	0
Wangdue Phodrang	67	0	931	263	0	0	0
Zhemgang	64	0	137	83	0	0	1
<b>Total</b>	<b>6347</b>	<b>1</b>	<b>12969</b>	<b>4953</b>	<b>20078</b>	<b>1010</b>	<b>2</b>

Source: Bhutan Post

ii. International postal service handled by Bhutan Post, by service and destination, 2<sup>nd</sup> Quarter 2021

Continent	Express Mail Service	FedEx	Parcel	Registered Mail	Ordinary Mail	Post Overnight Courier	Facsimile message	TNT
Asia	810	14	2	116	22	0	0	0
Europe	33	25	0	0	0	0	0	0
Africa	0	0	0	0	0	0	0	0
North America	1191	9	0	0	0	0	0	0
South America	0	2	0	0	0	0	0	0
Australia	955	7	0	0	0	0	0	0
<b>Total</b>	<b>2989</b>	<b>57</b>	<b>2</b>	<b>116</b>	<b>22</b>	<b>0</b>	<b>0</b>	<b>0</b>

Source: Bhutan Post